

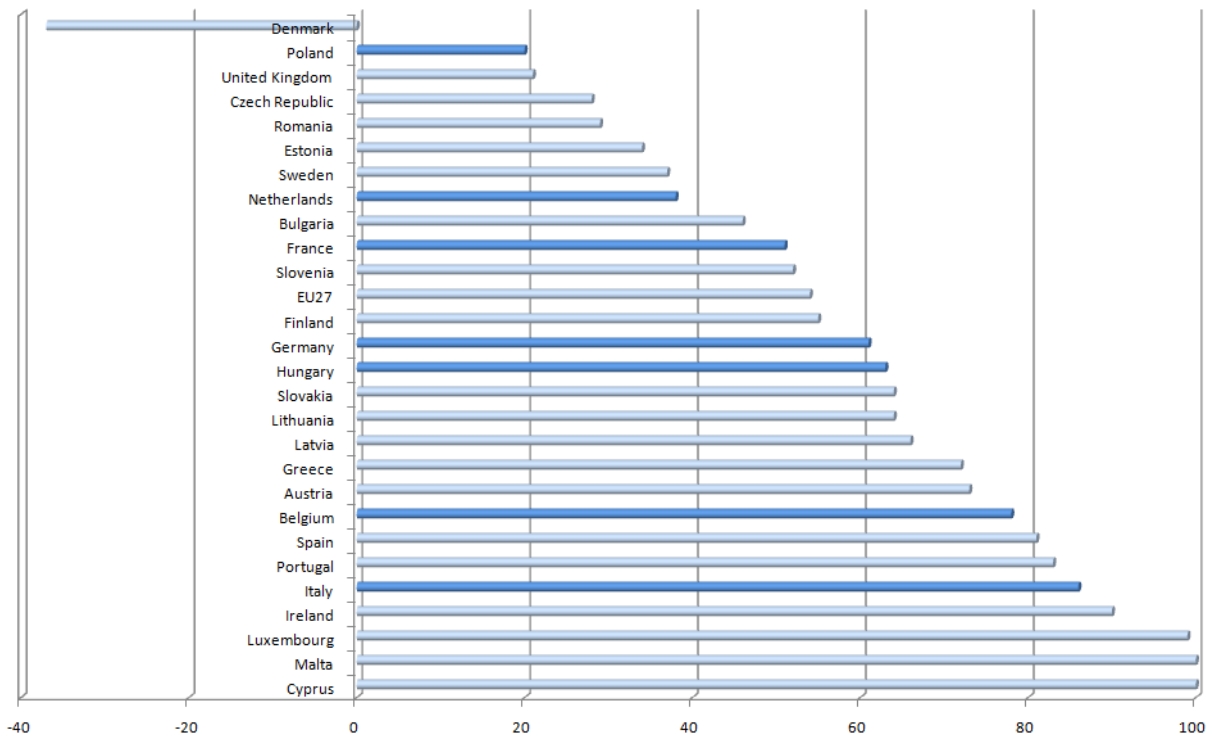


Energy dependency report

School: Sint-Leocollege

Class: 3LAT5

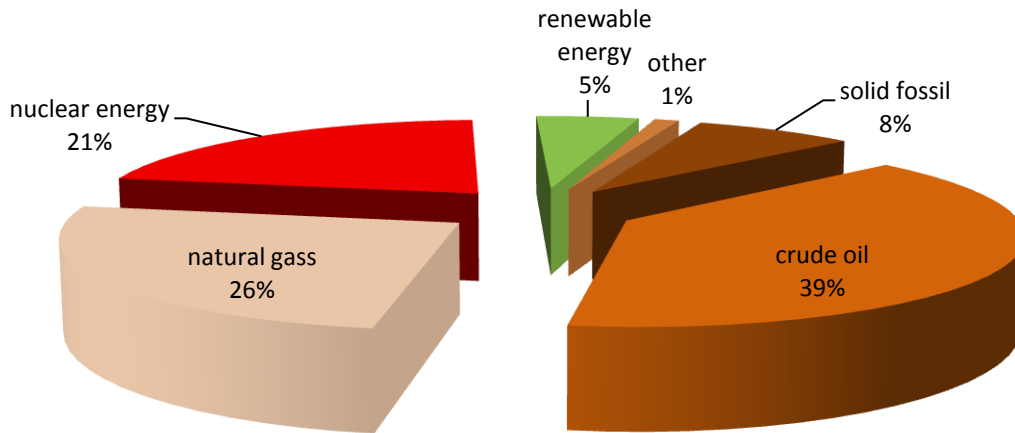
Energy dependency in Europe



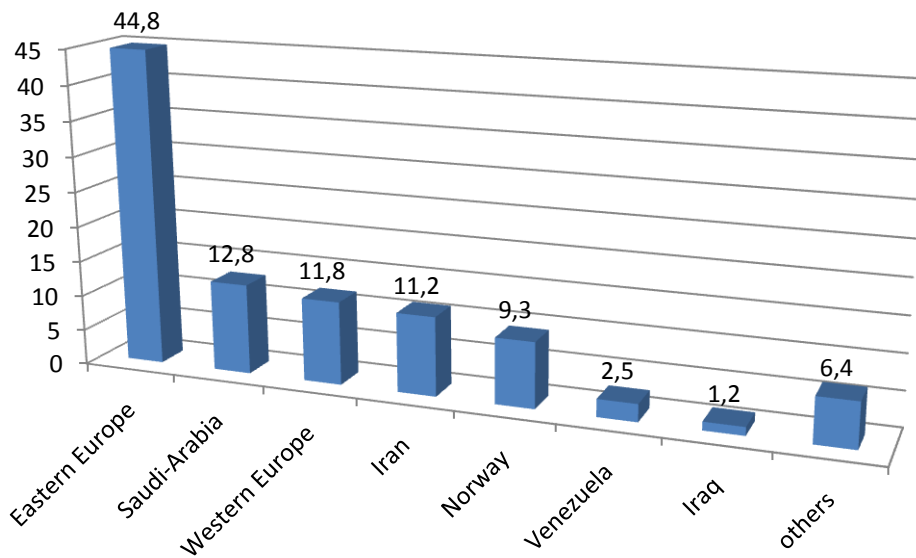
EU Member State	Gross Energy consumption	Net imports	Energy Dependency
1 Cyprus	2.6	3	100%
2 Malta	0.9	0.9	100%
3 Luxembourg	4.7	4.7	98.9%
4 Ireland	15.5	14.2	90.9%
5 Italy	186.1	164.6	86.8%
6 Portugal	25.3	21.6	83.1%
7 Spain	143.9	123.8	81.4%
8 Belgium	60.4	53.5	77.9%
9 Austria	34.1	24.9	72.9%
10 Greece	31.5	24.9	71.9%
11 Latvia	4.6	3.2	65.7%
12 Lithuania	8.4	5.5	64%
13 Slovakia	18.8	12	64%
14 Hungary	27.8	17.3	62.5%

EU Member State	Gross Energy Consumption	Net imports	Energy Dependency
15 Germany	349	215.5	61.3%
16 Finland	37.8	20.9	54.6%
17 EU27	1825.2	1010.1	53.8%
18 Slovenia	7.3	3.8	52.1%
19 France	273.1	141.7	51.4%
20 Bulgaria	20.5	9.5	46.2%
21 Netherlands	80.5	37.2	38%
22 Sweden	50.8	19.8	37.4%
23 Estonia	5.4	1.9	33.5%
24 Romania	40.9	11.9	29.1%
25 Czech Republic	46.2	12.9	28%
26 United Kingdom	229.5	49.3	21.3%
27 Poland	98.3	19.6	19.9%
28 Denmark	20.9	-8.1	-36.8 ⁴⁾

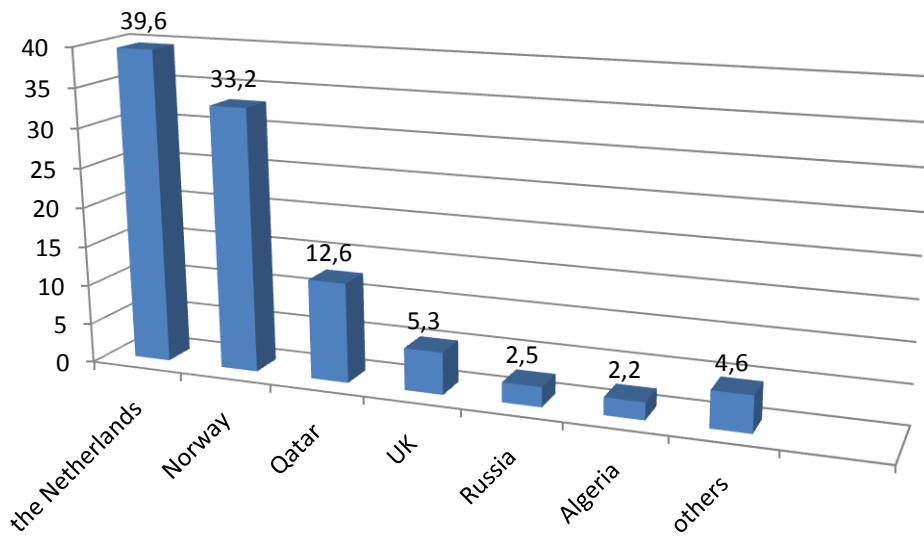
Energy resources in 2007 (Belgium)



Import of crude oil (in %) in Belgium



Import of natural gas (in %) in Belgium



Import of carbon (in %) in Belgium

